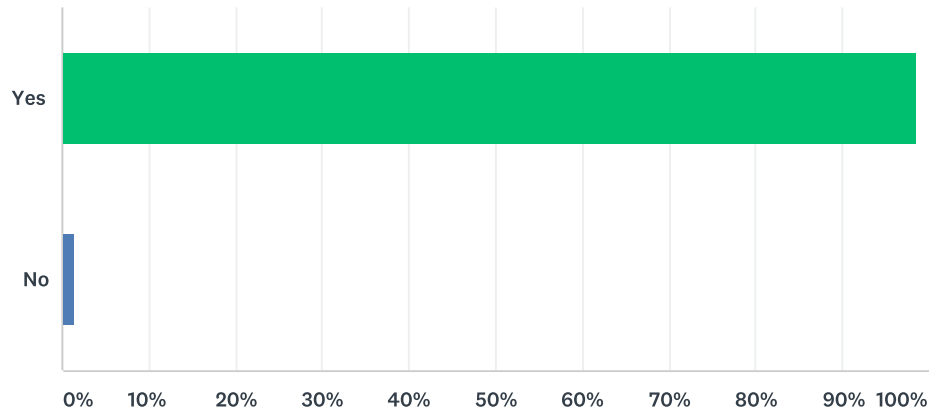


Q1 Are you registered to vote in the United States?

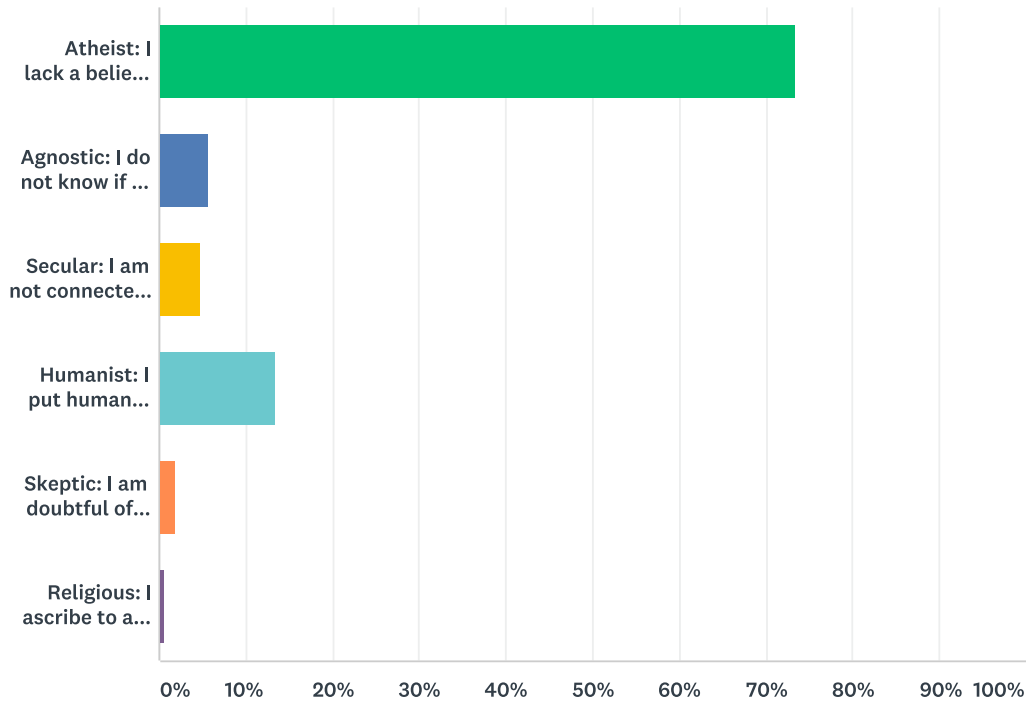
Answered: 8,909 Skipped: 0



ANSWER CHOICES		RESPONSES	
Yes		98.47%	8,773
No		1.53%	136
TOTAL			8,909

Q2 Which best describes your freethought views?

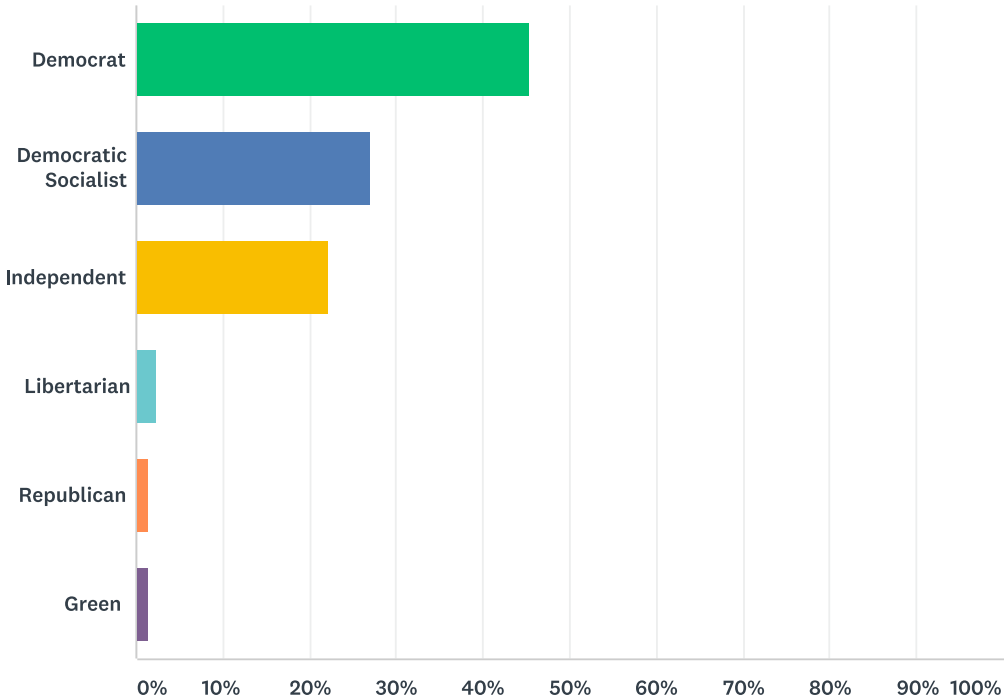
Answered: 8,851 Skipped: 58



ANSWER CHOICES	RESPONSES	
Atheist: I lack a belief in a god.	73.52%	6,507
Agnostic: I do not know if God exists.	5.69%	504
Secular: I am not connected to a religion.	4.87%	431
Humanist: I put human values over dogma	13.42%	1,188
Skeptic: I am doubtful of religious claims.	1.97%	174
Religious: I ascribe to a set of religious tenets.	0.53%	47
TOTAL		8,851

Q3 What is your political affiliation?

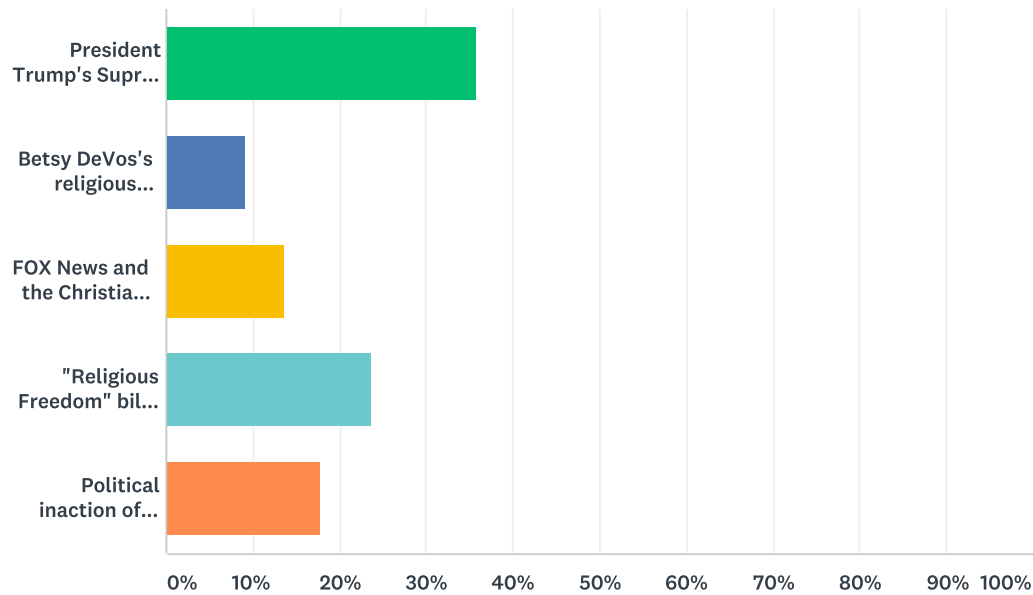
Answered: 8,805 Skipped: 104



ANSWER CHOICES	RESPONSES	
Democrat	45.42%	3,999
Democratic Socialist	27.05%	2,382
Independent	22.23%	1,957
Libertarian	2.39%	210
Republican	1.52%	134
Green	1.40%	123
TOTAL		8,805

Q4 What is the most dangerous threat to the separation of church and state?

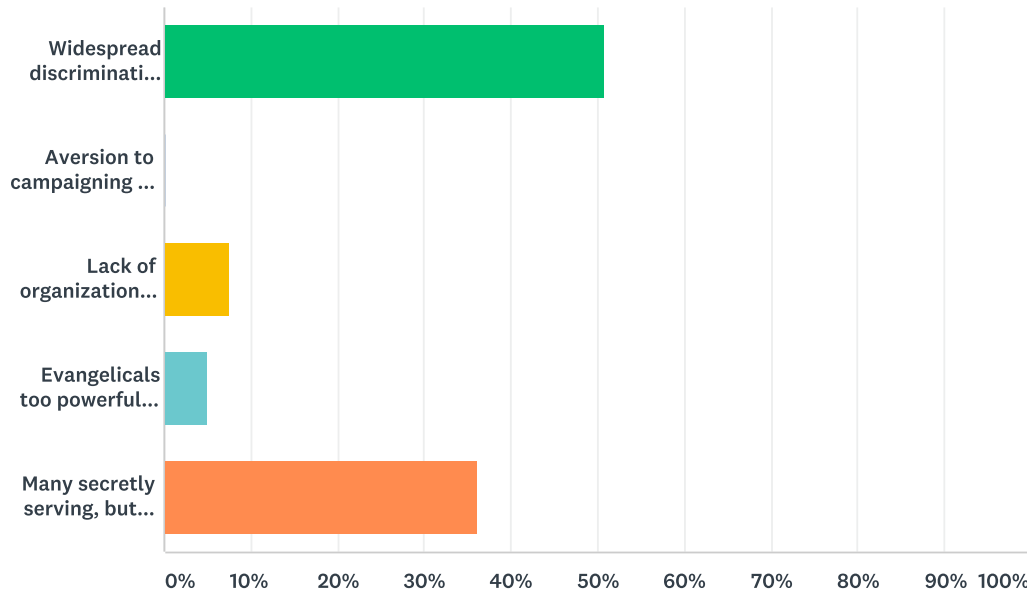
Answered: 8,736 Skipped: 173



ANSWER CHOICES	RESPONSES	
President Trump's Supreme Court nominees	35.76%	3,124
Betsy DeVos's religious takeover of public education	9.19%	803
FOX News and the Christian Nationalist echo chamber	13.52%	1,181
"Religious Freedom" bills in state legislatures across the U.S.	23.70%	2,070
Political inaction of freethinkers	17.83%	1,558
TOTAL		8,736

Q5 Why are so few Atheists in elected office?

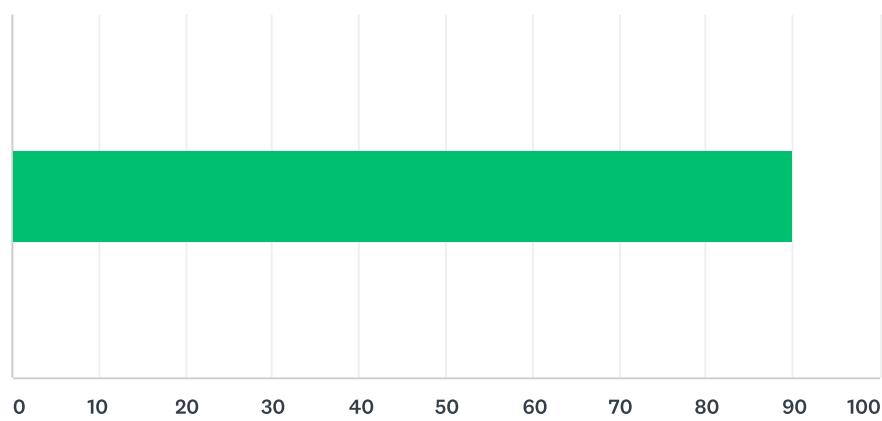
Answered: 8,692 Skipped: 217



ANSWER CHOICES	RESPONSES	
Widespread discrimination against Atheists	50.87%	4,422
Aversion to campaigning in churches	0.15%	13
Lack of organization and fundraising	7.58%	659
Evangelicals too powerful a force	5.12%	445
Many secretly serving, but too afraid to reveal their beliefs	36.27%	3,153
TOTAL		8,692

Q6 The Congressional Freethought Caucus was launched in 2018, and now counts ten members of Congress who are working to promote reason, science, and secular U.S. policies, while fighting discrimination against nonbelievers. How likely (on a scale from 0 to 100) would you be to give support to candidates for office who identify as non-religious and share these values.

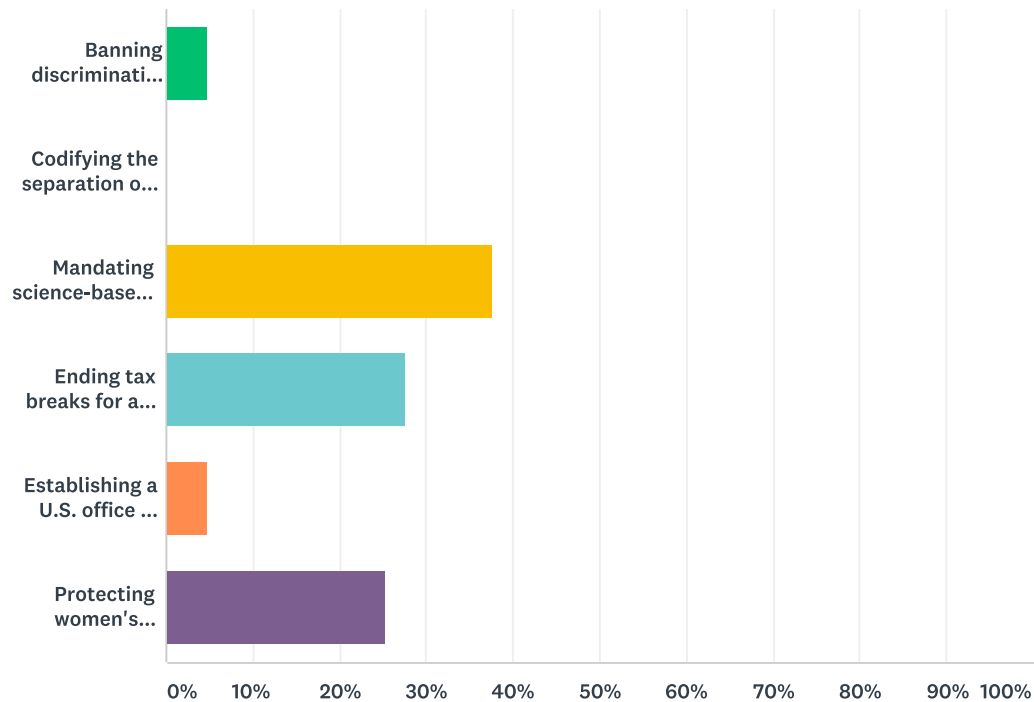
Answered: 8,555 Skipped: 354



ANSWER CHOICES	AVERAGE NUMBER	TOTAL NUMBER	RESPONSES
	90	768,887	8,555
Total Respondents: 8,555			

Q7 Which type of legislation should the Congressional Freethought Caucus prioritize?

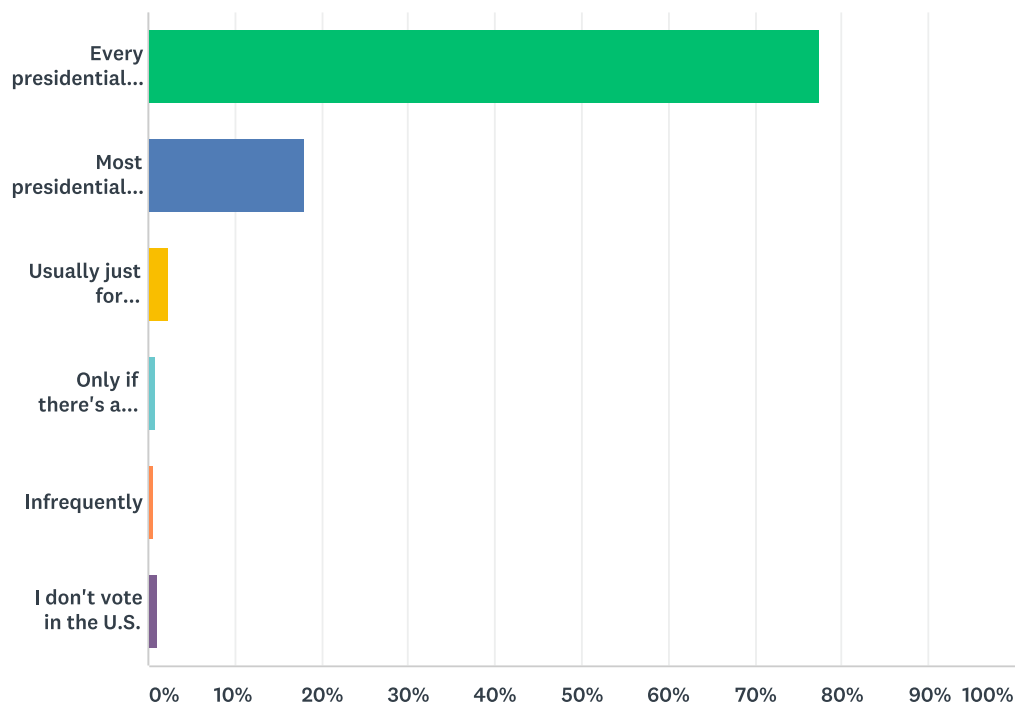
Answered: 8,481 Skipped: 428



ANSWER CHOICES	RESPONSES	
Banning discrimination against Atheists and nonbelievers	4.75%	403
Codifying the separation of church and state	0.01%	1
Mandating science-based education in schools	37.75%	3,202
Ending tax breaks for all churches	27.52%	2,334
Establishing a U.S. office of reason and science	4.73%	401
Protecting women's healthcare against religious zealots	25.23%	2,140
TOTAL		8,481

Q8 How frequently do you vote?

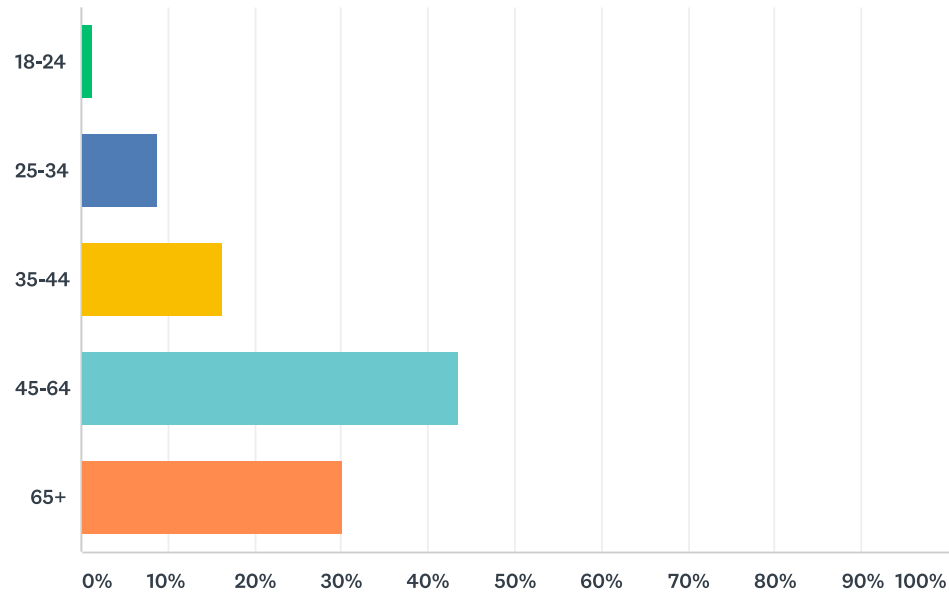
Answered: 8,463 Skipped: 446



ANSWER CHOICES	RESPONSES	
Every presidential, midterm and local election, including most primaries	77.32%	6,544
Most presidential, midterm and local elections	18.00%	1,523
Usually just for presidential elections	2.30%	195
Only if there's a candidate I really care about	0.78%	66
Infrequently	0.57%	48
I don't vote in the U.S.	1.03%	87
TOTAL		8,463

Q9 What is your age?

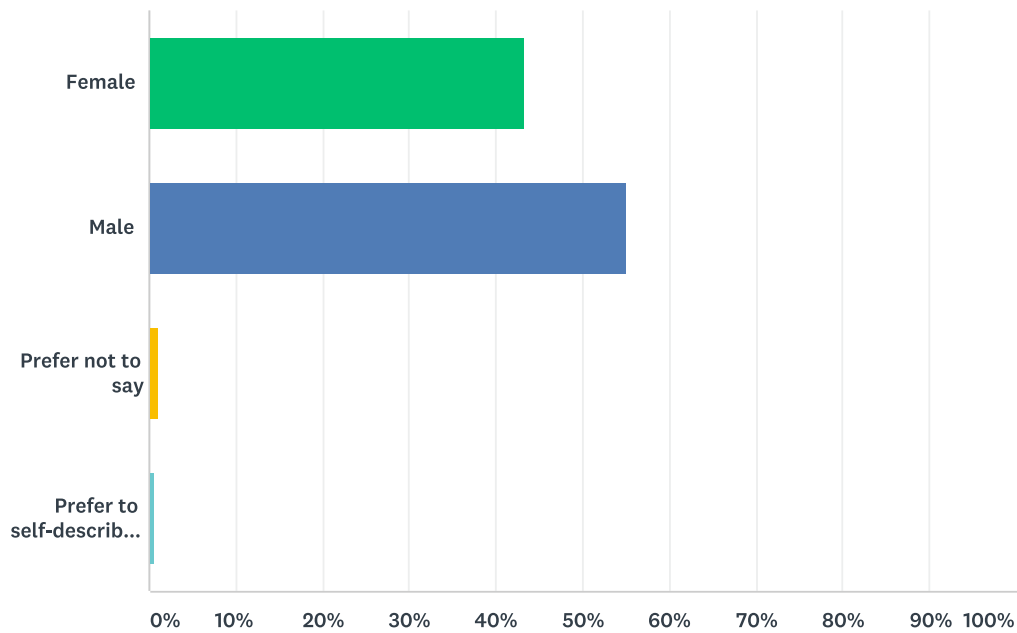
Answered: 8,451 Skipped: 458



ANSWER CHOICES	RESPONSES	
18-24	1.31%	111
25-34	8.73%	738
35-44	16.38%	1,384
45-64	43.55%	3,680
65+	30.03%	2,538
TOTAL		8,451

Q10 What is your gender?

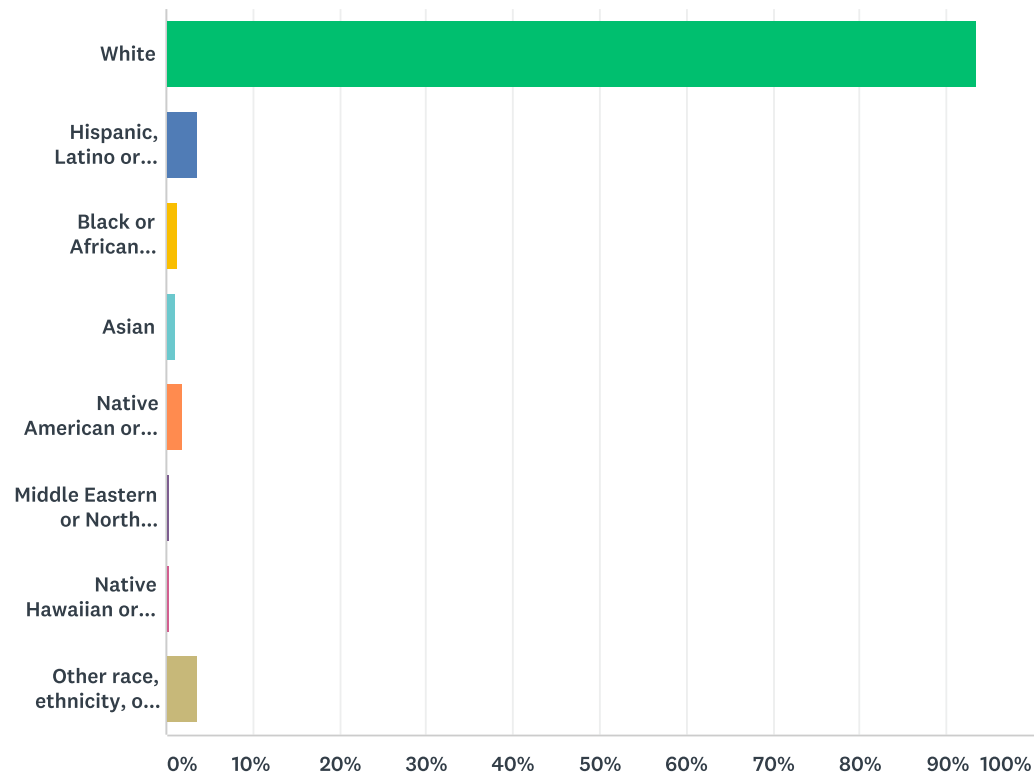
Answered: 8,445 Skipped: 464



ANSWER CHOICES	RESPONSES	
Female	43.37%	3,663
Male	54.92%	4,638
Prefer not to say	1.12%	95
Prefer to self-describe (please specify):	0.58%	49
TOTAL		8,445

Q11 Which category of race, ethnicity or origin describes you? (Select all that apply.)

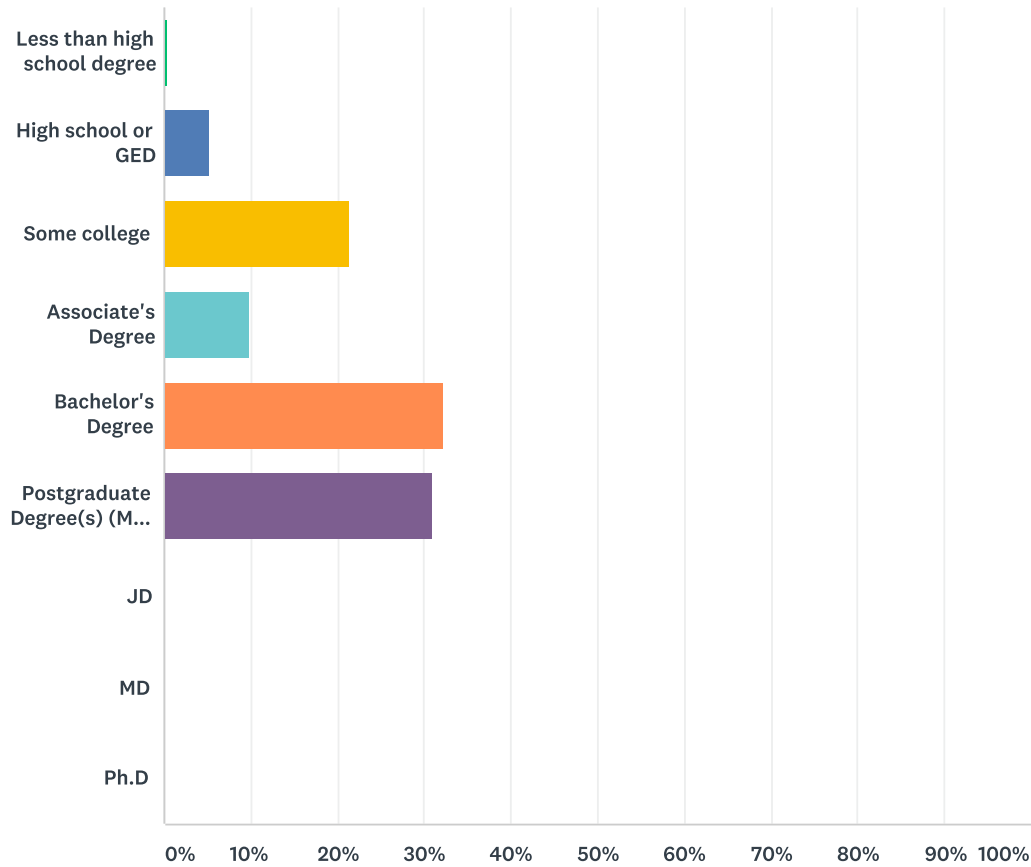
Answered: 8,431 Skipped: 478



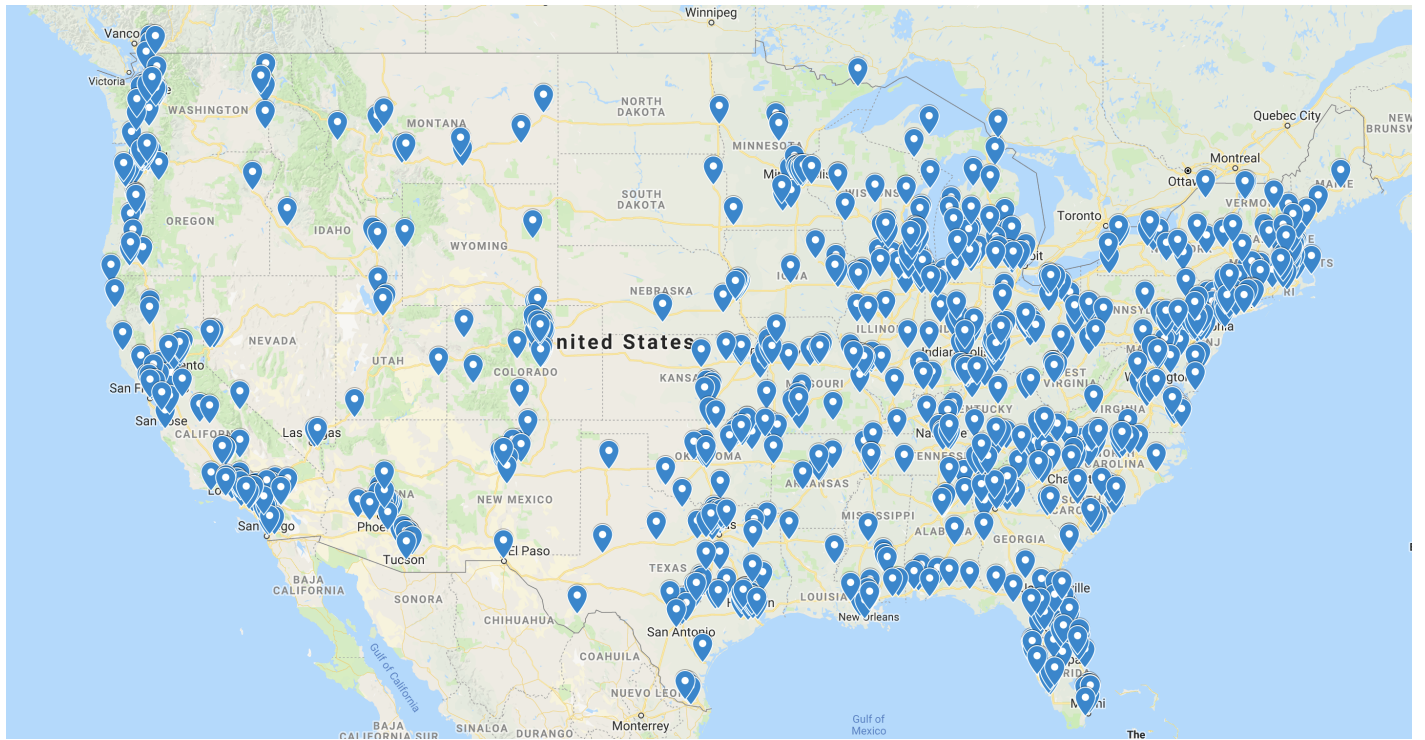
ANSWER CHOICES	RESPONSES	
White	93.51%	7,884
Hispanic, Latino or Spanish Origin	3.56%	300
Black or African American	1.16%	98
Asian	1.10%	93
Native American or Alaskan Native	1.92%	162
Middle Eastern or North African	0.44%	37
Native Hawaiian or Other Pacific Islander	0.36%	30
Other race, ethnicity, or origin	3.51%	296
Total Respondents: 8,431		

Q12 What is the highest level of education you have completed?

Answered: 8,419 Skipped: 490



ANSWER CHOICES	RESPONSES	
Less than high school degree	0.33%	28
High school or GED	5.29%	445
Some college	21.36%	1,798
Associate's Degree	9.79%	824
Bachelor's Degree	32.18%	2,709
Postgraduate Degree(s) (MA, JD, MD, Ph.D etc.)	31.06%	2,615
JD	0.00%	0
MD	0.00%	0
Ph.D	0.00%	0
TOTAL		8,419



FREEDOM
FROM RELIGION
foundation

www.ffrf.org